



IP-guard

IP-guard: Computer Security Software

IP-guard is powerful and easy-to use computer security software for corporations. It can help corporations

- Comprehensively protect information security
- Effectively adjust staff's working behavior
- Centrally and easily manage IT assets and maintain your system

With IP-guard, everything is in your control. It is your excellent helper in computer and internal threat management.



Composed of 14 modules, IP-guard completely meets various management needs. 14 modules can be optionally selected and repacked according to different management requirements.



Protect Information Security

IP-guard provides you with matchless secure experience.

Secure means everything is transparent and be controlled. IP-guard empowers you the powerful ability to control everything so as to enhance your information security. IP-guard can

- cover and control all aspects (e.g., document operation, email, instant messaging, device usage) which might have information leakage likelihood to reduce the risks of information leakage by authorizing specific operation.
- provide encryption and backup features to safeguard your information security.
- record every operation in detail to facilitate your operation.

Regulate Work Behavior

IP-guard helps you improve work efficiency

High efficiency comes from effective and strong management. IP-guard enables you to carry out flexible and efficient control and management so as to standardize your staff's work behavior and improve work efficiency. IP-guard can

- block employees from speculating in the stock market, playing PC online games, accessing illegal websites, etc. With IP-guard, you can allow and limit your employees' specific operation in specific time range.
- control the bandwidth usage. Block Peer-to Peer (P2P) applications, and block illegal and unwanted ports to stop bandwidth hogging. Therefore, bandwidth can be reasonably allocated and network security can be enhanced.
- offer detailed operation log and visual figure of statistic analysis report to help you quickly and easily master the use status of IT resource and your staff's working status.



Management and Maintain IT System

IP-guard assists you with centralized asset management and system maintenance to reduce IT management cost.

Nowadays, the key point of system management is how to ensure the high usability and long stability of IT system with lowest cost so as to sustain the smooth development of key business. IP-guard can



- manage all assets comprehensively and master the information of all IT assets and asset changes within the whole network.
- support software deployment and patch management.
- support remote maintenance and remote control to help you quickly find out and fix the problem.

Application Management

Control and monitor the usage of application to improve work efficiency

Module Description

Application Management module aims to control and monitor software usage. With appropriate policy setting, improper applications can be blocked easily and the detailed logs help administrators understand user behavior about application usage.

Features

- Easily block non-work related applications
- Detailed application usage log
- Complete analysis report about application usage
- Real-time alerts on unauthorized access

Application Management Challenge

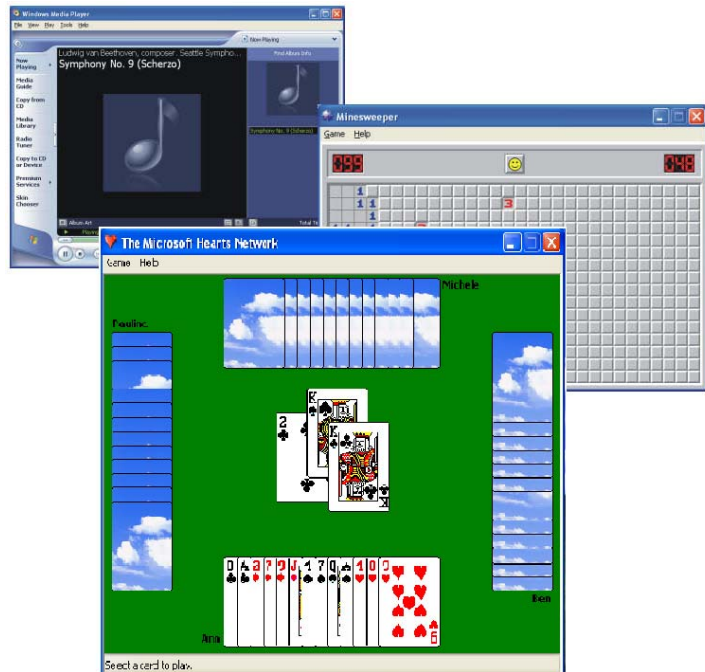
Managers may concern about whether

- ▶ illegal software is being used within the company
- ▶ software usage is appropriate

Improper use or management of application may not only affect staff's productivity, the usage of resources, but also involve a violation of company regulation as well as the law.

IP-guard Solution

The Application Management module aims to control and monitor application usage. It provides system administrators with detailed logs, application statistics and complete analysis reports which can assist them in understanding user behavior. Moreover, it is useful for management purpose. For example, its statistics will serve as a reference for answering issues like what applications should be controlled in order to increase work efficiency.



IP-guard helps you management the usage of various applications such as Minesweeper, Windows Media Player and hearts.

Application Control

Many enterprises prohibit their staff from using their own software such as BT, chatting and online gaming software. Application control can help to prohibit or limit the use of unwanted applications.

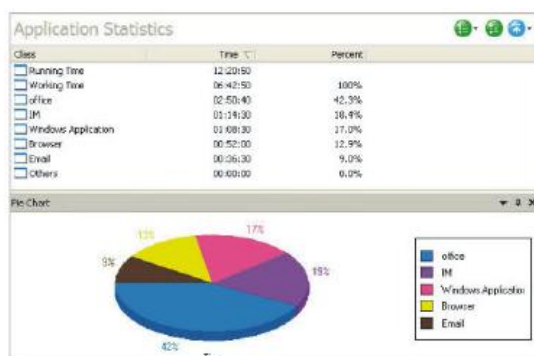
Application Logging

The contents of Application Logs include operating type, time, computer, user, application name, and corresponding path/title.

Application Logs			
Operating Type	Time	Application	Path/Title
Window change	2009-01-22 11:46:05	msimn.exe	Outlook Express
Start	2009-01-22 11:45:24	msimn.exe	C:\Program Files\Outlook Express\msimn.exe
Window change	2009-01-22 11:40:14	msnmsgr.exe	Daisy <techh@live.cn>
Window change	2009-01-22 11:38:37	freecell.exe	FreeCell Game #9782
Start	2009-01-22 11:34:28	freecell.exe	C:\WINDOWS\system32\freecell.exe
Stop	2009-01-22 11:33:22	msimn.exe	C:\Program Files\Outlook Express\msimn.exe

Application Statistics

Application Statistics provides powerful statistical function which focuses on the daily operations of computer and application usage so as to provide detailed records and complete analysis reports for managers to assess employees' work behavior.



Gather application statistics by application category



Gather application statistics by department

More suggestions

Combining with Website Management function, IP-guard can effectively regulate employees' work behavior. For details, please refer to Website Management module.

Available Modules for Your Selection

- Application Management
- Bandwidth Management
- Basic Management
- Device Management
- Document Management
- Email Management
- IM Management
- IT Asset Management
- Network Management
- Print Management
- Remote Maintenance
- Removable Storage Management
- Screen Monitoring
- Website Management

Bandwidth Management

Limit and allocate bandwidth reasonably to avoid network drain

Module Description

Bandwidth Management module aims to limit and control bandwidth usage. With appropriate control at specified times, directions, network address and ports, bandwidth can be allocated to each computer specifically. The detailed traffic statistics help administrator trace abnormal activities. Real-time alerts are given in case any abnormal traffic is detected.

Features

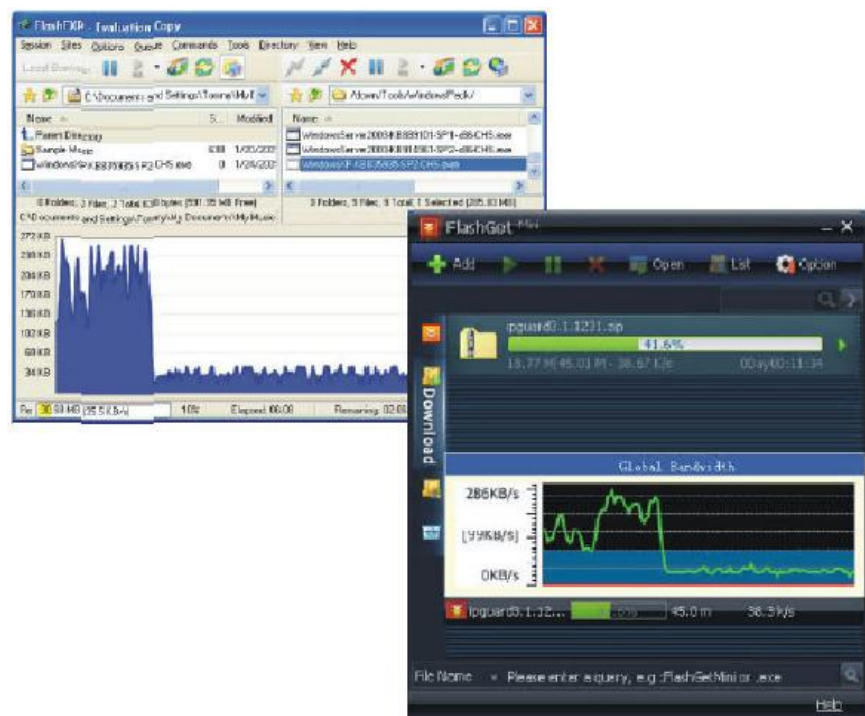
- Easy to adopt policy to control the bandwidth of every computer
- Real-time alerts are sent to administrator if any abnormal traffic is detected
- Detailed traffic statistics and complete analysis report

Bandwidth Management Challenge

Nowadays, many enterprises set up high-speed Internet services in order to facilitate the whole workflow among different departments and business parties. But network drain, leading to a decrease in workflow efficiency, may be caused by improper uses of network resources, such as way of using Peer-to Peer and FTP download. How to limit and allocate the bandwidth to prevent network drain? Are there any mechanisms to allocate bandwidth fairly or specifically to each user? Are there any tools to provide real-time alerts for administrator when abnormal activities are detected?

IP-guard Solution

The Bandwidth Management module aims to control bandwidth and gather statistics of traffic. With the collected traffic statistics and complete analysis report, system administrator can trace any abnormal traffic efficiently. Real-time alert is notified to administrators immediately if any abnormal traffic is detected. System administrators can adopt appropriate policies to deal with the problem instantly. During peak hours, administrator can easily assign fixed bandwidth to every use to ensure that every user has stable connection to the internal systems and the Internet.



IP-guard can limit the download speed.

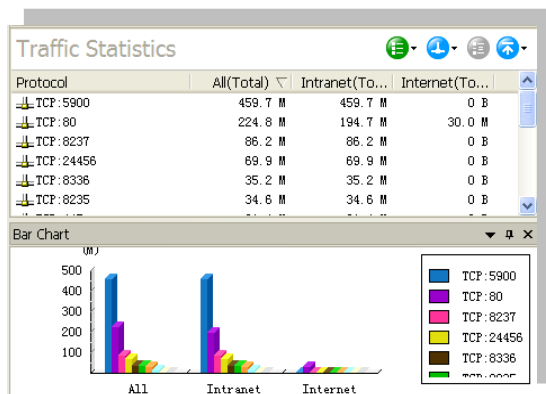
Bandwidth Control

Bandwidth policy is used to limit the network bandwidth so as to avoid improper use causing network congestion. Also, the bandwidth can be controlled based on the specified network port.

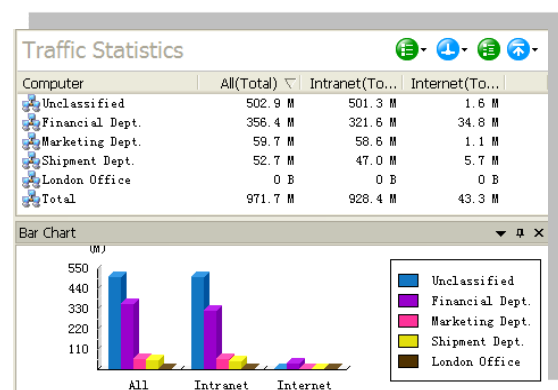
- Limit the download speed of agent computer
- Control the traffic network port or network address
- Allocate different bandwidth to different ports

Traffic Statistics

The Network Traffic Statistics helps administrator to quickly trace network obstruction problems so that appropriate response measures can be taken to fix the problems. Traffic statistics includes network address of both sides of communications, ports and bandwidth. Such information provides administrators with an overview of the current network status.



Gather traffic statistics by port



Gather traffic statistics by department

More Suggestions

Combining with the use of Network Management function, IP-guard not only can enhance the internal security level, but also can prevent illegal computers from accessing internal protected servers with its intrusion detection and blocking functions. For details, please refer to Network Management module.

Available Modules for Your Selection

- Application Management
- **Bandwidth Management**
- Basic Management
- Device Management
- Document Management
- Email Management
- IM Management
- IT Asset Management
- Network Management
- Print Management
- Remote Maintenance
- Removable Storage Management
- Screen Monitoring
- Website Management

Basic Management

The essential module of IP-guard

Module Description

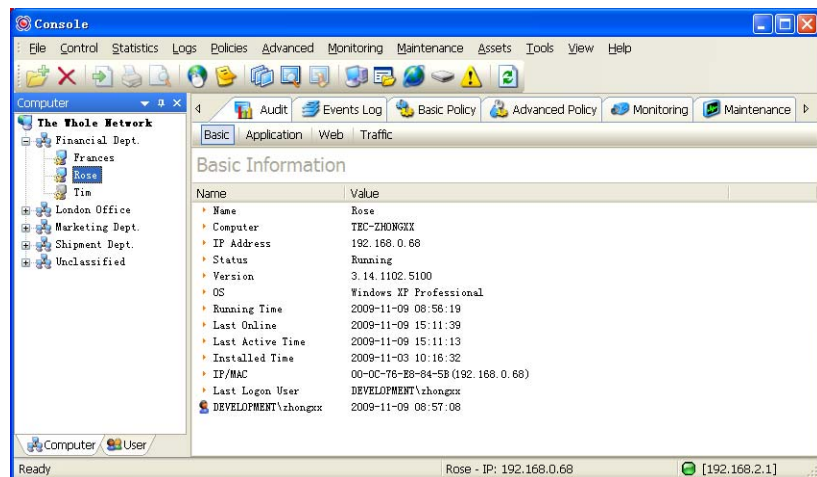
Basic Management module is the essential part of IP-guard. It includes all the basic functions such as basic information, basic control, basic events log, basic policy, system alert, etc.

Features

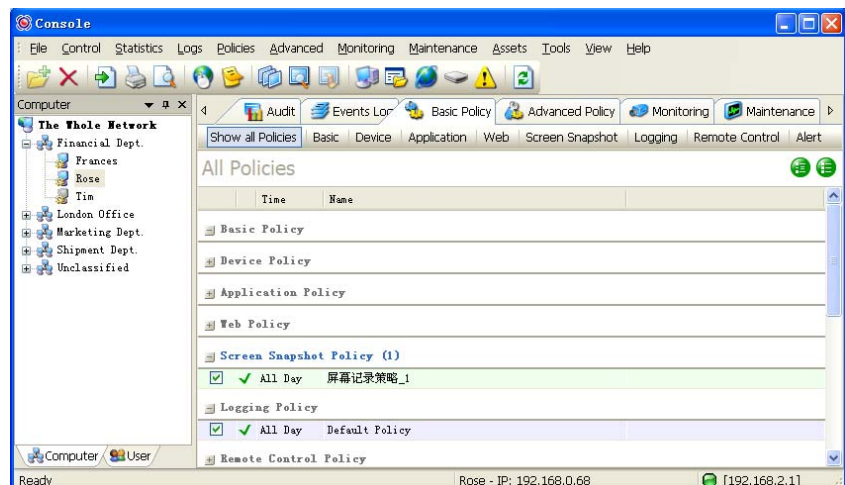
- Support multi-language interface
- Control the setting of control panel, computer management, network configuration, IP/MAC binding and ActiveX controls
- Basic controls include system lock, unlock, turn off, restart and log off agent computers.
- Powerful search engine to retrieve target information
- Export and import event logs

Basic Management of IP-guard

Basic Management module is the basic part of IP-guard and includes all basic functions. It includes basic information, basic control (e.g., lock, turn off, restart and log off agent computers), basic log, basic policy and system alert.



Basic information (e.g., computer name, IP address, logon user, status) of selected computer can be viewed on IP-guard console.



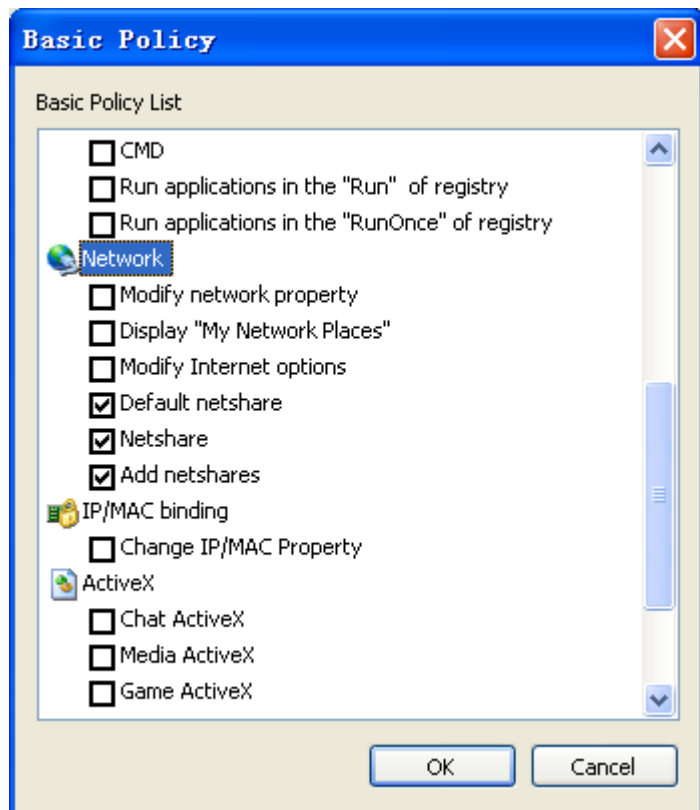
All policies are showed such as Application Policy, Basic Policy and Device Policy.

Basic Control

- Block Control Panel
- Block Computers Management
- Block Task Manager and Regedit
- Block Command Prompt
- Block modification of Network Property
- Prevent modification of IP/Mac Property
- Block ActiveX

Basic Logs

- Record system startup and shutdown
- Record user logon and logoff
- Provide dial-up logs



System Alert

- Give alert when hardware and software assets changes
- Give alert when removable storage devices or communications devices are plugged in or removed
- Give alert when system information is changed
- Give alert when network configuration is changed

More Suggestions

There are thirteen more modules of IP-guard available for your selection. You can pick your desired modules based on your needs. For details, please refer to the information of corresponding modules.

Available Modules for Your Selection

- | | |
|---------------------------|--------------------------------|
| ● Application Management | ● IT Asset Management |
| ● Bandwidth Management | ● Network Management |
| ● Basic Management | ● Print Management |
| ● Device Management | ● Remote Maintenance |
| ● Document Management | ● Removable Storage Management |
| ● Email Management | ● Screen Monitoring |
| ● IM Management | ● Website Management |

Device Management

Control device usage to prevent information leakage

Module Description

Device Management module aims to control removable storage devices such as communications devices, USB devices, and network devices by performing specified Device Policy.

Features

- Easily control of access right of all devices
- Real-time policy execution with no restart action required
- Detailed log of triggered events

Device Management Challenge

Are you looking for a solution to manage endpoint devices to prevent information leakage through USB flash drive, CD/DVD burning devices, Bluetooth, Infrared, etc.? Nowadays, these devices have become common integrated pack of communication, and yet “convenient” ways of letting go of information. The ideal solution is “single agent, full control and monitoring”.

IP-guard Solution

The single agent approach in IP-guard provides ease of logging operations of each agent computer, executing policies and monitoring. One of the modules in IP-guard called Device Management facilitates IT administrators to manage endpoint devices including storages, communication devices, dial services, USB devices, network devices and other devices such as audio and virtual CDROM, etc. What IT administrators have to do is to set control policies for specified devices and the policies will be automatically distributed to the agent computer immediately and then executed instantly. All triggered events are logged and IT administrators can trace the details through the console easily.



IP-guard can effectively control and manage various devices such as USB flash drive, Bluetooth, infrared device and headphones.

Available Device Control

Storage Devices

- Floppy
 - CDROM
 - Burning Device
 - Tape
 - Removable Device
-

Dialup

- Dial-up Connection
-

Communications Devices

- COM
 - LPT
 - USB Controller
 - SCSI Controller
 - 1394 Controller
 - Infrared
 - PCMCIA
 - Bluetooth
 - MODEM
 - Direct Line
-

USB Devices

- USB Keyboard
 - USB Mouse
 - USB Modem
 - USB Image Device
 - USB CDROM
 - USB Storage
 - USB Hard Disk
 - USB LAN Adapter
 - Other USB Devices
-

Network Devices

- Wireless LAN Adapter
 - PNP Adapter (USB, PCMCIA)
 - Virtual LAN Adapter
-

Others

- Audio
 - Virtual CDROM
 - Any new devices
-

More Suggestions

Concerned about the endpoint security issues, IP-guard provides another comprehensive and powerful module called Removable Storage Management module to manage and control the removable storage devices. In this module, removable storage devices such as USB hard disk and flash drive can be fully authorized with read-write access control. Only the authorized agent computers can encrypt and decrypt the disks or files. Also, the user-friendly device management console allows IT administrator to register approved list of devices, and then apply a policy to only allow registered removable storage devices to be used within the company.

Without the need of file/disk encryption function, another module called Document Management is recommended. For details, please refer to Document Management.

Available Modules for Your Selection

- | | |
|----------------------------|--------------------------------|
| ● Application Management | ● IT Asset Management |
| ● Bandwidth Management | ● Network Management |
| ● Basic Management | ● Print Management |
| ● Device Management | ● Remote Maintenance |
| ● Document Management | ● Removable Storage Management |
| ● Email Management | ● Screen Monitoring |
| ● IM Management | ● Website Management |

Document Management

Manage and control document to protect your intellectual property

Module Description

Document Management module aims to control all document actions in different types of storage media such as local hard disk, CD-ROM, Floppy, network drive and removable drive.

Features

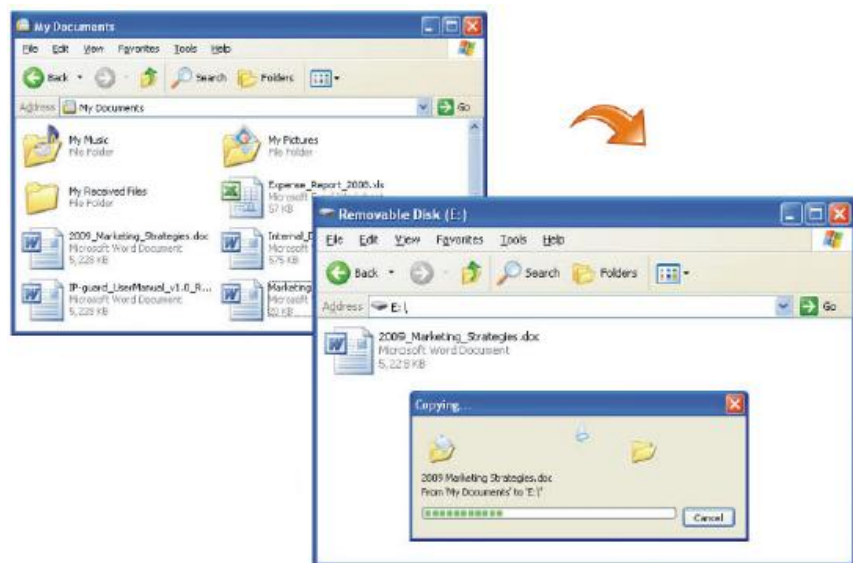
- Detailed logs about all file operations include access, modify, delete, copy, create, restore and rename actions
- Powerful control policies on local hard disk, network shared drive, CDROM and removable storage devices
- Back up specified files based on certain trigger actions such as modification, copy, cut, movement and deletion
- Powerful search engine helps to trace activities in faster and more efficient ways

Document Management Challenge

If there are no controls or preventions about document management, some important files may be leaked out accidentally or maliciously by employees, or accessed by unauthorized personnel. Moreover, IT administrators may face challenges in managing and controlling documents operated in removable devices. For instance, if some confidential files are disclosed to competitors, who, when and how these files were sent out from office? Can any event logs be traced back to starting point? Could any prevention be adopted to avoid such incidents? These are some of the questions which are often asked.

IP-guard Solution

The Document Management module aims to tackle the document security challenges. It provides ways to control all documents operated in different types of storage media, including local hard disk, network drives, CDROM, floppy drive and removable disks. IT administrator can set different policies targeting on different types of disks to control the file operations such as read, modify and delete; the typical examples are to protect important files which cannot be deleted; to limit different users to access specified network shared drives; to prohibit user from playing MP3 files; all removable disks only have read-only access right and so on. All these policies can be applied to specified groups or users.



IP-guard can effectively block all file operations; for instance, block files being copied from local computer to removable storage devices.

Document Control

Administrator can control user's operating privilege of document on hard disks, removable storage devices, network disks, etc. Therefore, document security can be ensured.

- only allow authorized users to access specified shared folders in servers
- Prohibit users from copying any files to removable disk
- Prohibit users from modifying and deleting specific important documents

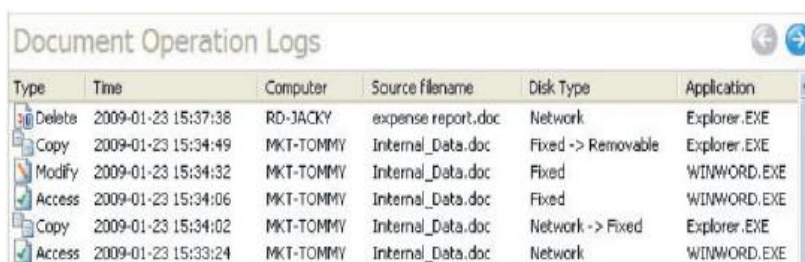
Document Backup

IP-guard can back up specified files based on certain actions, such as modify, copy, cut and delete.

Administrator can view and save backed up files from Document Operation Log. Therefore, IP-guard ensures that important documents are used in managers' controlled range.

Document Operation Logs

Document Operation Logs records user's document operations on hard disks, network disks, removable storage devices, etc. It includes Type, Computer, User, Filename, Path, File Size, Disk Type, Caption, Application, etc.



Type	Time	Computer	Source filename	Disk Type	Application
Delete	2009-01-23 15:37:38	RD-JACKY	expense report.doc	Network	Explorer.EXE
Copy	2009-01-23 15:34:49	MKT-TOMMY	Internal_Data.doc	Fixed -> Removable	Explorer.EXE
Modify	2009-01-23 15:34:32	MKT-TOMMY	Internal_Data.doc	Fixed	WINWORD.EXE
Access	2009-01-23 15:34:06	MKT-TOMMY	Internal_Data.doc	Fixed	WINWORD.EXE
Copy	2009-01-23 15:34:02	MKT-TOMMY	Internal_Data.doc	Network -> Fixed	Explorer.EXE
Access	2009-01-23 15:33:24	MKT-TOMMY	Internal_Data.doc	Network	WINWORD.EXE

Shared File Logs

Shared File Logs records operations of remote host in shared files of agent computers. It includes Type, Remote Host, Filename, Path, etc.

More Suggestions

Two modules of IP-guard, Removable Storage Management and Device Management, are recommended. For details, please refer to brochures relating to these modules.

Available Modules for Your Selection

- Application Management
- Bandwidth Management
- Basic Management
- Device Management
- **Document Management**
- Email Management
- IM Management
- IT Asset Management
- Network Management
- Print Management
- Remote Maintenance
- Removable Storage Management
- Screen Monitoring
- Website Management

Email Management

Control and monitor emails to prevent information leakage

Module Description

Email Management module aims to help system administrator to control outgoing emails and record all emails with attachments including SMTP/POP3 email, Exchange email, webmail, and Lotus Notes email.

Features

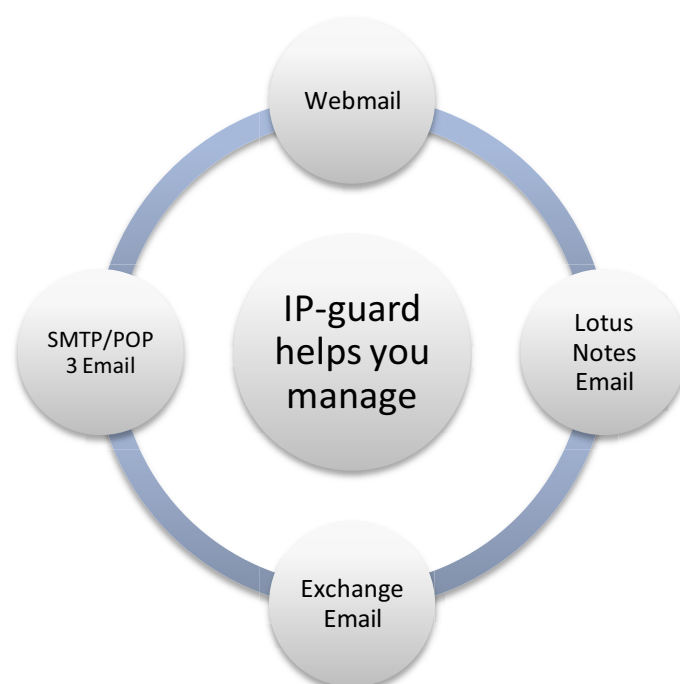
- Control outgoing emails by specifying sender, recipients, email subject and size of attachment
- Record emails with attachments including supported SMTP/POP3 email, Exchange email, webmail, and Lotus Notes email
- Easy to search the suspect email by specified email type, address, subject, content, attachment name and size

Email Management Challenge

Email is very common no matter in business or personal communication. But how do you know the users use the email in proper ways? Does your company have some policies to control the follow of email so as to make sure that emails are appropriate? For instance, no email should be sent to competitors; general staff cannot broadcast email to all other accounts. How do you keep track of users' personal emails? Do they send some confidential files out through their personal email? Such concerns should not be neglected by system administrator indeed.

IP-guard Solution

Email Management module records supported webmail (e.g., hotmail, Yahoo! Mail), SMTP/POP3 email, Exchange and Lotus email. System administrator can make different policies to control all outgoing emails by specifying sender, recipient, email subject, has or do not have attachment, and how big the size of attachment are allowed to be sent out of the company.



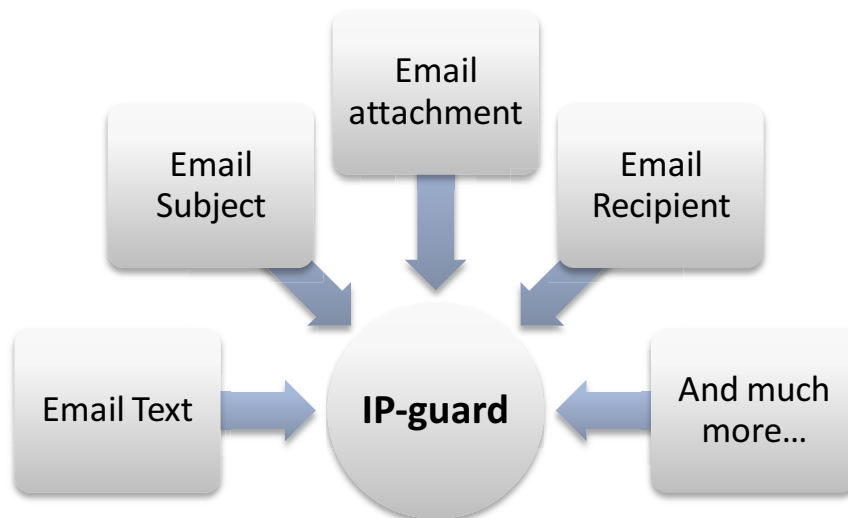
Email Control

IP-guard helps you easily control the emails sending out of your corporation. It enables you to control outgoing emails by specifying sender, recipients, email subject, file name, type and size of attachment. With IP-guard, you can

- Block outgoing email with unpermitted attachments
- Block outgoing email if the recipient is an illegal account

Email Logs

IP-guard records incoming and outgoing emails and outgoing attachments for your review to prevent data leakage.



IP-guard records email text, subject, attachment, recipient and much more for supervisor to centrally monitor email activity

More Suggestions

Besides email, there are many channels (e.g., IM application, printing, Bluetooth, infrared device, USB removable storage devices) to let data leak out of the corporation. We would recommend you further reading of the information of IM Management, Print Management, Document Management, Device Management and Removable Storage Management.

Available Modules for Your Selection

- | | |
|---------------------------|--------------------------------|
| ● Application Management | ● IT Asset Management |
| ● Bandwidth Management | ● Network Management |
| ● Basic Management | ● Print Management |
| ● Device Management | ● Remote Maintenance |
| ● Document Management | ● Removable Storage Management |
| ● Email Management | ● Screen Monitoring |
| ● IM Management | ● Website Management |

Instant Messaging Management

Control and monitor IM tools to protect information security and improve work efficiency

Module Description

The Instant Messaging (IM) Management module aims to control outgoing files which are transferred through IM applications so as to prevent information leakage via this channel. Also, the IM conversation contents can be logged and saved for your review in the future days.

Features

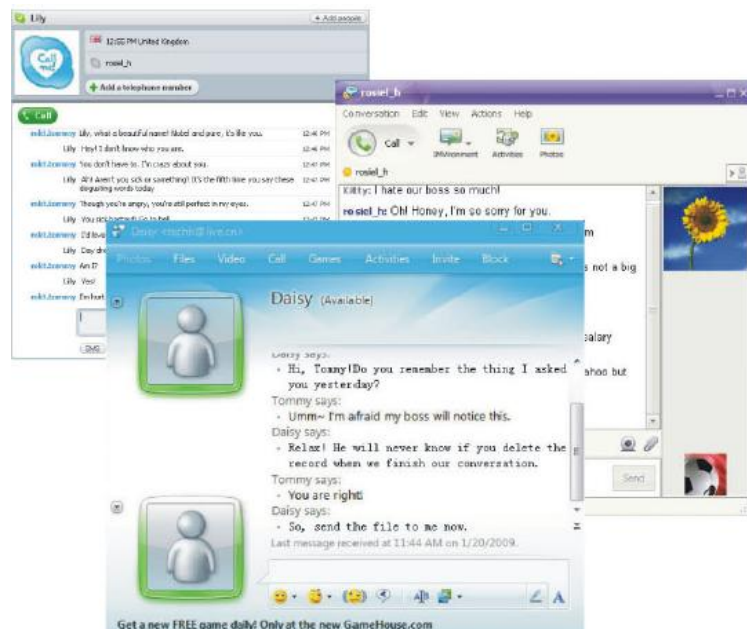
- Support most popular IM applications such as MSN Messenger, Yahoo! Messenger, ICQ, Skype, QQ, etc.
- Record chat conversation and instant messages
- Easily block outgoing files
- Back up all outgoing files

IM Management Challenge

IM applications are typically used for personal reasons, but also increasingly used to facilitate business communications. Employees may be allowed to use IM tools in the office environment. How can the use of IM applications be effectively monitored? How could you know what files are sent through IM tools? Are there any ways to restrict users to send out files? Or, in case files are sent out, are there any ways to trace them back?

IP-guard Solution

The IM Management module aims to control and monitor the use of IM applications. With the setting of appropriate IM file policies, all outgoing files can be prohibited and backed up at the option of system administrator. IP-guard supports over ten popular IM applications which are MSN Messenger, Skype, ICQ, Yahoo! Messenger, Lotus Sametime, Tencent QQ, etc. Moreover, system administrator could select the option to log the IM conversation contents.



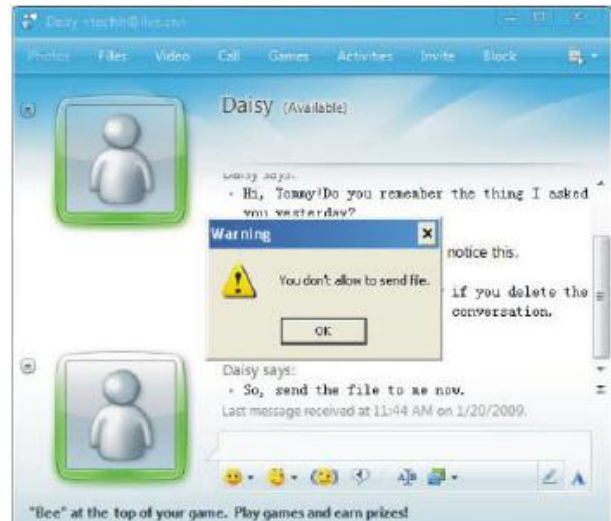
IP-guard can record the instant messaging content of various IM applications such as MSN Messenger, Skype and Yahoo! Messenger.

IM File Control

In order to prevent important file from leaking through IM Applications, IM File Policy is used to prohibit outgoing files. Real-time alert is sent to administrator if any prohibit action is taken.

IM File Backup

IP-guard can back up all files sending out via IM tools so that administrator can check the backups on IP-guard console. Therefore, IP-guard effectively prevents information leakage.



IM Monitoring

IP-guard enables you to monitor IM activity, and record instant message history of agent computers. IP-guard lets you know what your employees are doing using IM applications, how long do they spend on personal chatting during office hours and how often do they chat.

Instant Message						
Tools	Computer	Local User	Contact User	Begin Time	End Time	State
MSN Messenger	MKT-TOMMY	Tommy	Daisy	2009-01-22 11:33:53	2009-01-22 11:40:49	4
YAHOO	MKT-TOMMY	Kitty	rosiel_h	2009-01-20 13:23:42	2009-01-20 13:26:32	8
SKYPE	MKT-TOMMY	mkt.tommy	rosa			
MSN Messenger	MKT-TOMMY	Tommy	Daisy			
MSN Messenger	MKT-TOMMY	Tommy	Daisy			

Local User: Tommy Contact User: Daisy		
Time: 2009-01-20 12:14:28 -- 2009-01-20 12:26:11		
12:25:31	Daisy	Hi, Tommy!Do you remember the thing I asked you yesterday?
12:25:41	Tommy	Umm- I'm afraid my boss will notice this.
12:25:49	Daisy	Relax! He will never know if you delete the record when we finish our conversation.
12:25:57	Tommy	You are right!
12:26:03	Daisy	So, send the file to me now.
12:26:11	Tommy	OK

More Suggestions

Other IP-guard modules, namely, those relating to Document Management, Email Management, Device Management and Removable Storage Management, are also recommended.

Available Modules for Your Selection

- Application Management
- Bandwidth Management
- Basic Management
- Device Management
- Document Management
- Email Management
- IM Management
- IT Asset Management
- Network Management
- Print Management
- Remote Maintenance
- Removable Storage Management
- Screen Monitoring
- Website Management

IT Asset Management

Manage IT assets to reduce the cost of management

Module Description

IT Asset Management module aims to manage hardware and software inventory; Windows patch update and installation; and software deployment.

Features

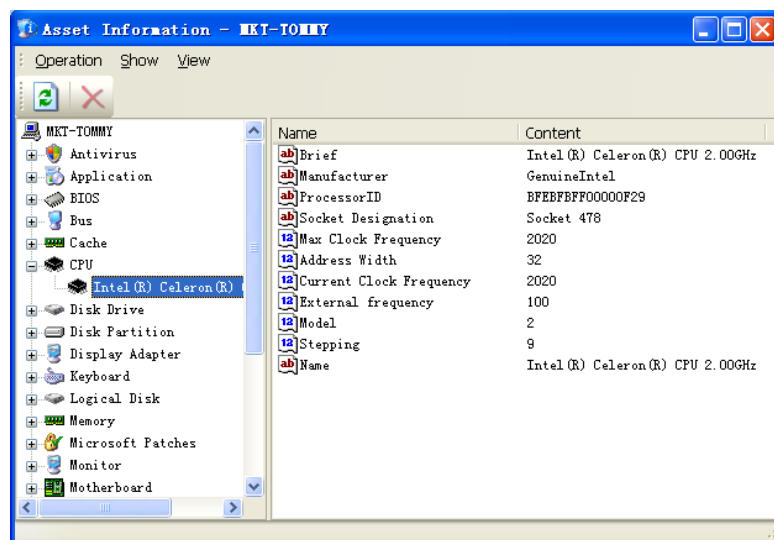
- Complete hardware and software inventory
- Detailed log on hardware and software change
- Add customized asset
- Update Windows patches consistently
- Speed up mass software deployment or upgrade
- Generate reports for further analysis and data mining

Asset Management Challenge

As hardware and software constitute an increasing portion of the IT budget, corporations are making great efforts to find ways to reduce costs on both hardware and software management. IT directors are frustrated by the need to audit and maintain a massive number of computers every day. How many computers are installed with Windows XP or Vista? Do we need to buy more licenses? Can we have an asset inventory database to store all IT assets? How to keep the Windows patches consistently updating? No doubt that all IT directors and support staff face one or more of these questions every day. The IT Asset Management module of IP-guard helps you solve these problems in an efficient manner.

IP-guard Solution

The IT Asset Management module aims to manage hardware and software inventory; Windows patch update and installation; and software deployment. By using the powerful search engine, administrator can easily query how many computers are installed with specific hardware or software. Then, the patch management function helps to make sure all computers are installed with consistent Windows patches so as to avoid virus and Trojan horse intrusion. Finally, the software deployment function helps system administrator to save much more time especially in mass deployment of software installation or upgrade.



Detailed software and hardware information can be checked on IP-guard console.

Asset Management

- Record software and hardware asset information of every workstation in detail
- Record changes in hardware and software
- Manage software licenses



Ordinal	Computer	Microsoft Office 2000	Microsoft Office 2003
1	Marketing-MKT-WINNIE	X	
2	Marketing-MKT-TOMMY		X
3	R&D-RD-JACKY		X
Total		1	2

Patch Management

- Provide patch scanning report
- Download distribute and install patches automatically



Ordinal	Computer	IP Address	OS
1	London Office-LD-ALEX	192.168.1.217	Windows 2000 Professional
2	Financial-FIN-VIVIAN	192.168.1.190	Windows 2000 Professional
3	Marketing-MKT-TOMMY	192.168.1.103	Windows XP Professional

Ordinal	Severity Rating	Bulletin ID	PatchID	Name
1	Critical	MS08-078	960714	Security Update for Internet Explorer 6 for Windows XP (KB95066)
2	Critical	MS09-001	958687	Security Update for Windows XP (KB95066)
3	Critical	MS08-067	958644	Security Update for Windows XP (KB95066)
4	Important	MS08-074	958436	Security Update for Microsoft Office Excel 2003 (KB95066)
5	Critical	MS08-073	958215	Cumulative Security Update for Internet Explorer 6 for Windows XP (KB95066)

Software Deployment

- Deploy and install software automatically
- Distribute documents to designed agent computers
- Support breakpoint transmission
- Support background installation



Ordinal	Task Name	Package Name	Task Status	Successful
1	Symantec Install	Symantec Installer	Deploying	1

Ordinal	Computer	Status	Retry Times
1	MKT-TOMMY	Successful	0
2	RD-JACKY	Transferring	0
3	FIN-WINNIE	Installing	1

More Suggestions

The saving of time and costs on maintaining the highly diverse and widely distributed IT infrastructure has become an absolute necessity for organizations, whether big or small. IP-guard System Management Solution provides IT managers with tools to gather software and hardware asset information automatically and maintain enterprise IT assets with convenience.

The comprehensive capabilities of IP-guard System Management Solution include IT Asset Management and Remote Maintenance.

Available Modules for Your Selection

- Application Management
- Bandwidth Management
- Basic Management
- Device Management
- Document Management
- Email Management
- IM Management
- IT Asset Management
- Network Management
- Print Management
- Remote Maintenance
- Removable Storage Management
- Screen Monitoring
- Website Management

Network Management

Prevent unauthorized external computers from accessing internal network

Module Description

Network Management module aims to control and monitor network communications. With policy control based on various parameters, including IP address, network ports, traffic directions, etc. System administrator can effectively block selected network ports or download ports to minimize the chances of virus attack or network drain. Also, the intrusion detection and blocking function help to protect your internal network away from illegal external access.

Features

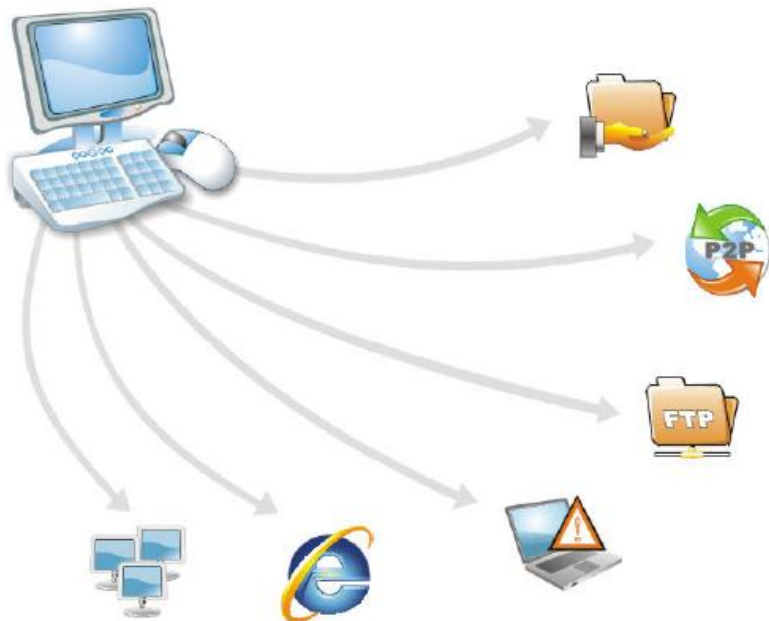
- Easy-to-adopt policy based on parameters of network address, port and traffic directions and so on to control network communications
- Intrusion detection and blocking functions to prevent illegal external access
- Real-time alerts are sent to administrator upon the detection of any prohibited actions
- Easy to assign network access rights to different groups

Network Management Challenge

Today, for most companies, confidential and sensitive data are archived in computers. However, some companies do not have standard management to safeguard information security and give intruders a chance to access internal computers to steal data and spread virus. Therefore, information security is facing a great challenge. How to protect information security, maintain system stability and keep away from intrusion and virus attack have become a heated question for lots of managers.

IP-guard Solution

Network Management module can effectively stop illegal computers from accessing computers within the internal network to prevent information leakage. By controlling network ports, administrators can block malicious ports and download ports in order to keep away from virus and protect internal network security. Moreover, administrator can reasonably control the access rights of different apartments so as to standardize company management.



IP-guard can effectively control the communication among computers, block illegal share, illegal connection and protect network security.

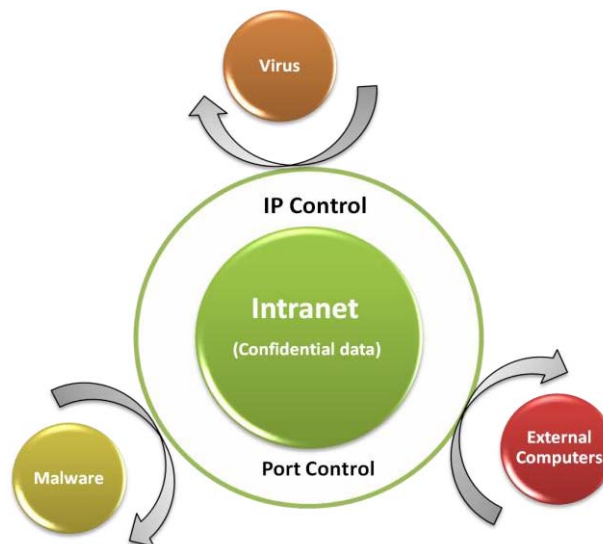
Network Control

By specifying specific network port, network address and direction, administrator can realize network communication control.

- Block unauthorized computers from communication with computers with IP-guard agents installed
- Block illegal network share
- Block FTP port and other download ports

Intrusion Detection

The intrusion detection function is used to discover any illegal or unauthorized computers accessing the internal network of enterprise and then apply corresponding policies to block their communications within the internal network.



More Suggestions

Combined with the use of Bandwidth Management function, the problem of network drain can also be prevented. For details, please refer to the information of Bandwidth Management module.

Available Modules for Your Selection

- | | |
|--------------------------|--------------------------------|
| ● Application Management | ● IT Asset Management |
| ● Bandwidth Management | ● Network Management |
| ● Basic Management | ● Print Management |
| ● Device Management | ● Remote Maintenance |
| ● Document Management | ● Removable Storage Management |
| ● Email Management | ● Screen Monitoring |
| ● IM Management | ● Website Management |

Print Management

Monitor and control print actions to prevent data leakage

Module Description

Print Management module aims to help corporations to manage printing facilities and optionally back up the image of printed documents.

Features

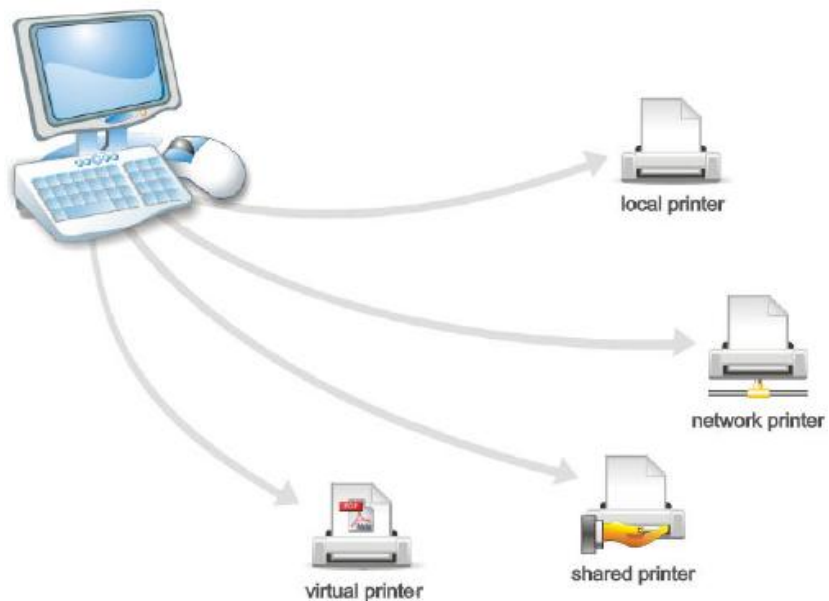
- Limit users to use printers
- Detailed print log about local network, shared and virtual printers usages
- Back up printed document in image file

Print Management Challenge

How do you know the printing services are used properly in your office? Are you concerned that some important files may have been printed? Can you centrally control and monitor the usage of printers? Sometimes, files may be converted to PDF or image files and then sent out by way of email or IM tools. To prevent information leakage, whether through physical or virtual printers, print management should not be neglected.

IP-guard Solution

Print Management module includes printer access control and recoding. System administrator can control agent computers to access different types of printers including local, shared, network and virtual printers. Also, if Record Printed Image is optionally selected, all backup printed files are saved into image formats. Moreover, the detailed print log includes printer type, time, computer name, user name, print task, printer name, number of printed pages, document caption and application by which the file was printed.



IP-guard effectively controls various types of printer such as local printer, shared printer, network printer and virtual printer.

Print Control

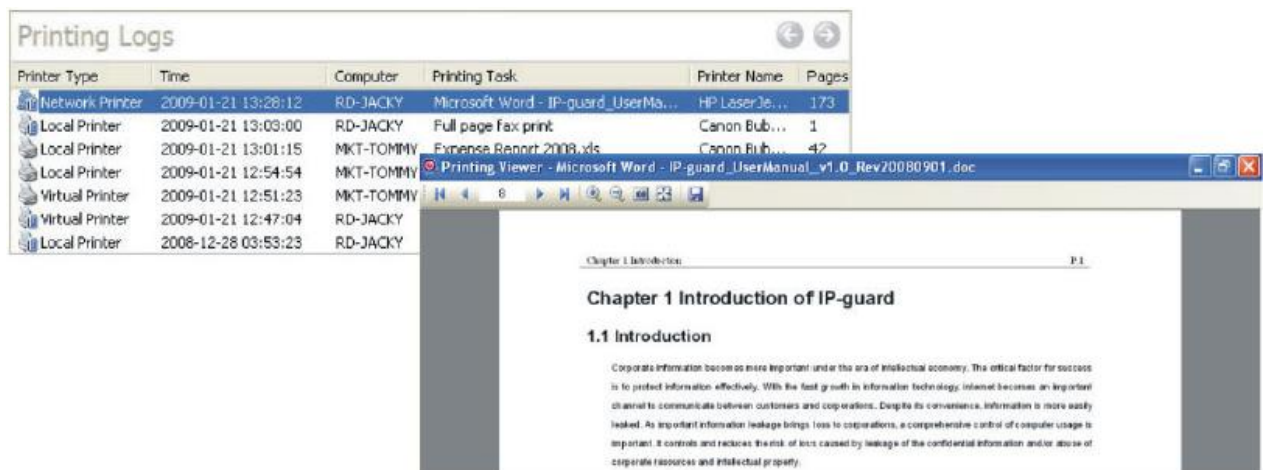
Administrator can prevent users from using specified printer types including local, shared, network and virtual printers.

Print Backup

IP-guard can back up the image of printed files. Moreover, backup images can be saved and viewed in Print Log.

Print Log

Contents of Print Log include printer type, time, computer name, user name, print task, printer name, number of pages, document caption and application by which the file was printed.



The screenshot shows the 'Printing Logs' window with a table of print jobs and a preview of a document titled 'Chapter 1 Introduction of IP-guard'.

Printer Type	Time	Computer	Printing Task	Printer Name	Pages
Network Printer	2009-01-21 13:28:12	RD-JACKY	Microsoft Word - IP-guard_UserMa...	HP Laser3e...	173
Local Printer	2009-01-21 13:03:00	RD-JACKY	Full page fax print	Canon Bub...	1
Local Printer	2009-01-21 13:01:15	MKT-TOMMY	Expense Report 2008.xls	Canon Bub...	42
Local Printer	2009-01-21 12:54:54	MKT-TOMMY			
Virtual Printer	2009-01-21 12:51:23	MKT-TOMMY			
Virtual Printer	2009-01-21 12:47:04	RD-JACKY			
Local Printer	2008-12-28 03:53:23	RD-JACKY			

The preview window shows the following content:

Chapter 1 Introduction of IP-guard

1.1 Introduction

Corporate information becomes more important under the era of intellectual economy. The critical factor for success is to protect information effectively. With the fast growth in information technology, internet becomes an important channel to communicate between customers and corporations. Despite its convenience, information is more easily leaked. As important information leakage brings loss to corporations, a comprehensive control of computer usage is important. It controls and reduces the risk of loss caused by leakage of the confidential information and/or abuse of corporate resources and intellectual property.

More Suggestions

There are many ways to cause information leakage apart from printing, such as email sending, instant messaging, endpoint usage. We would recommend you reading the details relating to Email Management, IM Management, Device Management, Removable Storage Management and Document Management.

Available Modules for Your Selection

- Application Management
- Bandwidth Management
- Basic Management
- Device Management
- Document Management
- Email Management
- IM Management
- IT Asset Management
- Network Management
- **Print Management**
- Remote Maintenance
- Removable Storage Management
- Screen Monitoring
- Website Management

Remote Maintenance

Offer remote technical support to quickly solve problems and shorten the system downtime

Module Description

Remote Maintenance module aims to help system administrator or technical support staff shorten their support time. With information such as real-time report computer status, and functions such as remote control and remote file transfer, support tasks are facilitated whether agent computers are located in the headquarter office, branch office or remote site. System administrator can easily control all computers from IP-guard console.

Features

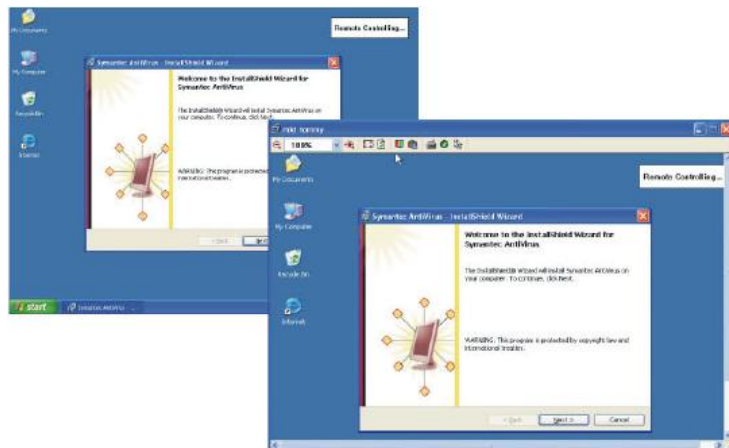
- Report computer status covering all running applications, processes, performance, device manager, services, disks, shared status, schedule, user and group status
- Support remote control
- Support remote file transfer
- Enable system administrator to perform remote troubleshooting

Remote Maintenance Challenge

According to researches of the Gartner Group and Forrester Research, nearly 50% of time within the MIS department has been spent on computer installation and software upgrading which occupies a large proportion of the computer cost. System administrators spend 70-80% of time working on daily maintenance tasks which increases the cost of computers. Moreover, productivity drops when computer problems cannot be solved immediately. Therefore, it is necessary to reduce the workload of system administrators on minor tasks so that they can concentrate on higher-level computer management tasks and information system enhancement.

IP-guard Solution

Remote Maintenance module includes real-time information checking, remote control and remote file transfer. Administrator can check the information and running status of remote agent computer such as current running applications, processes and services through IP-guard console to analyse problems and then fix system faults immediately. In addition, remote control and remote file transfer functions enable administrators to connect to any agent computers and transfer files respectively via Internet. These functions substantially shorten the investigation time and provide an effective means for system administrator to directly diagnose the problem of agent computers.



With IP-guard, administrator can remotely install antivirus software to any remote agent computers.

Remote Control

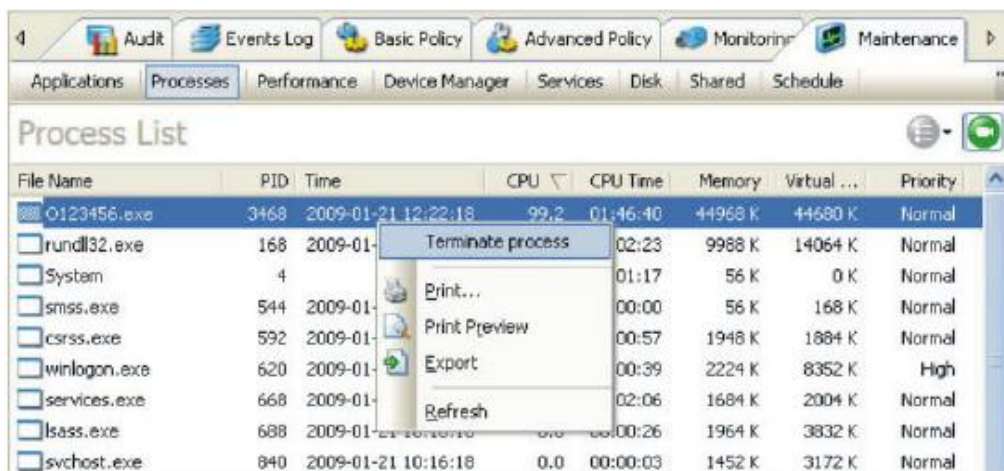
- Administrator can remotely control agent computers just like using their own computers
- Administrators can easily demonstrate system operations to users

Remote File Transfer

- Deliver files between local computer and remote computers
- Collect fault samples from the designed folder of remote computers

Remote Maintenance

- Real time information checking
- Remotely diagnose problems of agent computers



IP-guard enables you to centrally view the processes of agent computer and end any abnormal process.

More Suggestions

To reduce time and cost constraints on maintaining the highly diverse and widely distributed IT infrastructure has become an absolute necessity for corporations, whether big or small. IP-guard Systems Management Solution provides IT managers with tools to gather software and hardware information automatically and maintain enterprise IT assets with convenience.

The comprehensive capabilities of IP-guard System Management Solution include Asset Management and Remote Maintenance.

Available Modules for Your Selection

- Application Management
- Bandwidth Management
- Basic Management
- Device Management
- Document Management
- Email Management
- IM Management
- IT Asset Management
- Network Management
- Print Management
- Remote Maintenance
- Removable Storage Management
- Screen Monitoring
- Website Management

Removable Storage Management

Authorize and encrypt removable storage devices to safeguard your data security

Module Description

Removable Storage Management module aims to help corporations manage the usage of various removable storage devices (e.g., USB flash drive, USB hard disk and MP3 Player) to prevent data leakage and protect system security.

Features

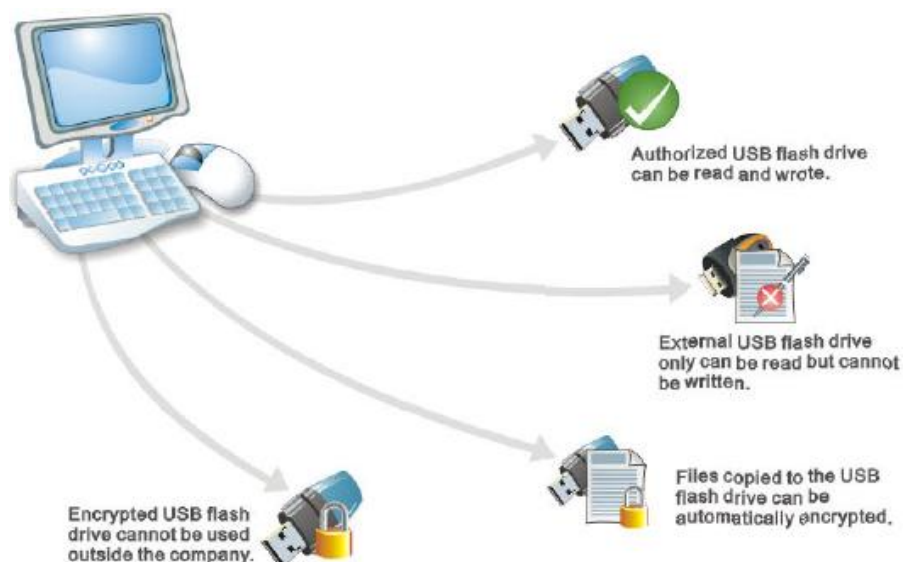
- Disk-based removable storage authorization
- File-based disk and removable storage encryption
- Only authorized agent computers can access the encrypted removable storage device
- Allow system administrator to register the approved list of removable device and only registered device can be used with access control

Removable Storage Management Challenge

Nowadays, removable storage devices are widely used in enterprises. The popularization of removable storage devices brings convenience but also brings great challenges for management. Information may leak out via these devices accidentally or purposely and managers may suffer a huge loss. In addition, virus and malware may intrude the internal network of enterprise and threaten system security when these devices are plugged in. To sum up, the risk of information leakage is increasing and how to protect the usage security of removable storage becomes a vital question.

IP-guard Solution

The Removable Storage Management module of IP-guard not only can help you well manages all removable storage devices, but also can grant different permissions to various computers. By setting flexible and diverse policies, you can block all removable storage devices foreign to your company and only allow the use of authorized removable storage devices within your company. Moreover, authorized removable storage devices cannot be used outside your company, and consequently, your information is secure and away from leakage.



IP-guard can control the usage of removable storage devices by authorization control and enforce information security through data encryption.

Removable Storage Control

Removable Storage Management module can control the usage rights of all removable storage devices as so to manage the usage of removable storage device and protect information security.

- Block users from using unauthorized removable storage devices
- Encrypt files when they are copied to removable storage devices
- Decrypt encrypted files only by authorized users
- Encrypt removable storage devices to make sure they are only used within the company

Category Management

System administrator can manage all removable storage devices and divide them into different customized categories to facilitate removable storage management.



Category Management

Removable Storage Operation Log

Removable Storage Operation Logs records plug-in and remove actions.

Detailed contents include Type, Time, Computer, User, Disk Type, Volume ID, Description and Volume Label.

Removable Storage Operation Logs						
Type	Time	Computer	User	Disk Type	Volume ID	Description
Remove	2009-01-21 11:34:15	RD-JACKY	Jacky	Encrypt disk	D48D-F141	SigmaTel MSCN
Plug In	2009-01-21 11:32:10	RD-JACKY	Jacky	Encrypt disk	D48D-F141	SigmaTel MSCN
Remove	2009-01-21 11:13:02	MKT-TOMMY	Tommy	Encrypt disk	4976-873D	SanDisk U3 Cruzer Mic
Plug In	2009-01-21 10:36:06	MKT-TOMMY	Tommy	Encrypt disk	4976-873D	SanDisk U3 Cruzer Mic
Plug In	2009-01-21 09:18:42	MKT-TOMMY	Tommy	Encrypt disk	BC9E-959D	SanDisk U3 Cruzer Mic
Remove	2009-01-20 19:02:06	MKT-TOMMY	Tommy	Encrypt disk	4976-8050	SanDisk U3 Cruzer Mic

More Suggestions

Two modules of IP-guard, Device Management and Document Management, are recommended. For details, please refer to information relating to these modules.

Available Modules for Your Selection

- Application Management
- Bandwidth Management
- Basic Management
- Device Management
- Document Management
- Email Management
- IM Management
- IT Asset Management
- Network Management
- Print Management
- Remote Maintenance
- Removable Storage Management
- Screen Monitoring
- Website Management

Screen Monitoring

Capture and playback screen activities to completely understand what users do step by step

Module Description

Screen monitoring module captures screen activities in real time and supports multi-screen monitoring. All screen snapshots are saved in proprietary formats. Only authorized users can playback the contents using the built-in viewer of IP-guard console.

Features

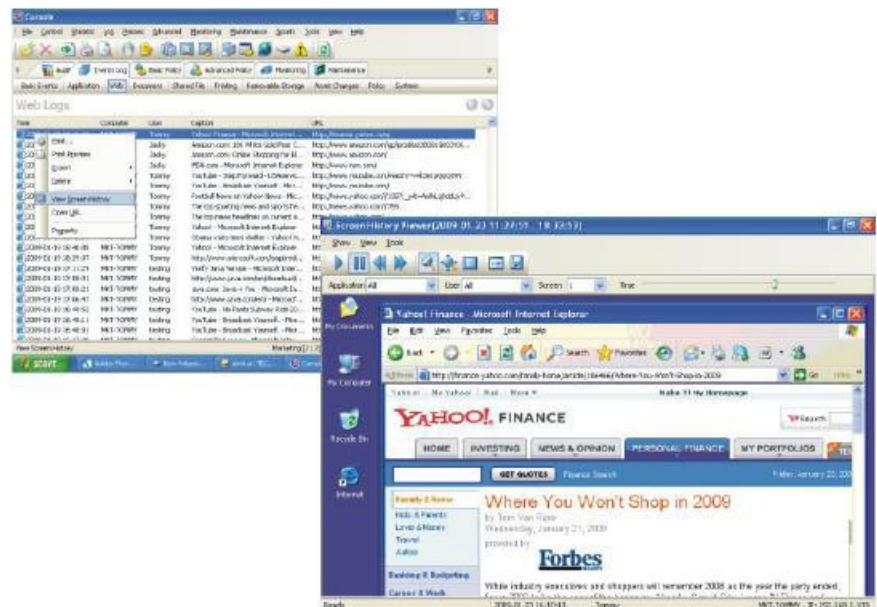
- Monitor screen activities in real time
- Support multi-screen monitoring
- Support screen history review
- Screen history can be exported to video and played by Windows Media Player.

Screen Monitoring Challenge

Do you want to know whether all your employees are doing work related things with their computers? Are you looking to find a way to estimate your employees' performance? Have you ever experienced confidential information leakage but could not put your finger on the culprit? Annoying? With the Screen Monitoring module of IP-guard, all your problems can be solved with ease.

IP-guard Solution

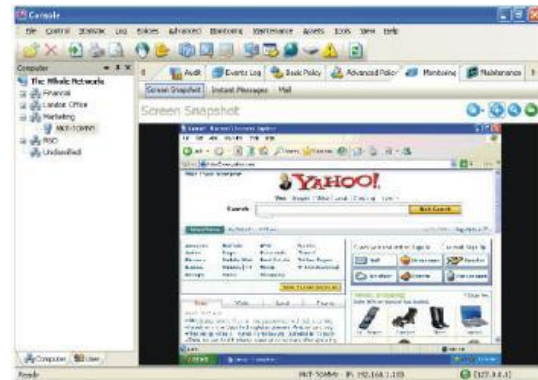
The Screen Monitoring module of IP-guard enables you to monitor your employees' on-screen activities and know what they do with their computers. Moreover, it also provides multi-screen viewing and screen history viewing functions. With the multi-screen monitoring function, you can monitor several employees at one time. By viewing screen history, you can easily obtain pure and impartial proof of any illegal operations. In addition, screen history can be exported to video and played by Windows Media Player for your review in the future. Screen monitoring is the most powerful way to visually record and review everything your employees do online and offline.



With IP-guard, you can optionally view the screen history of specified event log.

Real-time Screen Monitoring

Real-time screen monitoring enables you to monitor and track your employees' on-screen activities. Distance is no longer an obstacle. You can monitor and watch what your employees are doing no matter where you are at any time.



Multi-screen Monitoring

Multi-screen monitoring function enables you to monitor and track many screens at one time. When you find out someone is doing things unrelated to work, you can lock that computer or send a warning message to the user.



Screen History Review

By viewing screen history, you can easily obtain pure and impartial proof of user's illegal operation. Moreover, specific screen snapshots revealing that users may have committed illegal operations can be saved as evidence.

More Suggestions

The following modules support reviewing screen snapshot with corresponding event log. They are Application Management, Website Management, Print Management and Document Management.

Available Modules for Your Selection

- | | |
|--------------------------|--------------------------------|
| ● Application Management | ● IT Asset Management |
| ● Bandwidth Management | ● Network Management |
| ● Basic Management | ● Print Management |
| ● Device Management | ● Remote Maintenance |
| ● Document Management | ● Removable Storage Management |
| ● Email Management | ● Screen Monitoring |
| ● IM Management | ● Website Management |

Website Management

Record visited websites and filter non-work related and improper websites to evaluate and adjust user behavior

Module Description

Website Management module aims to control and monitor users' web browsing behavior. With appropriate policy control, improper websites can be blocked easily and detailed logs help administrators understand user behavior on web usage.

Features

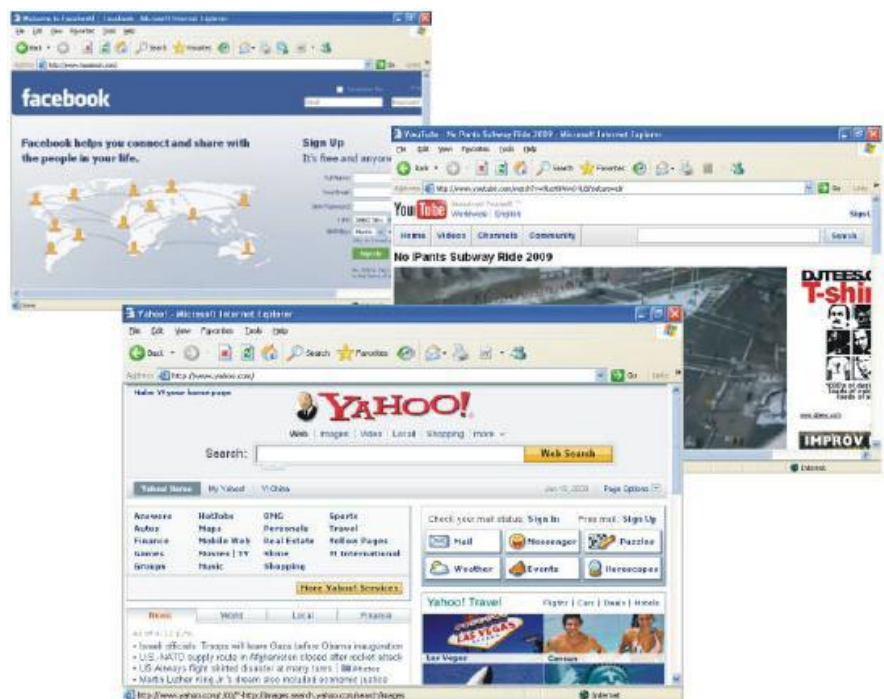
- Easily block improper websites by setting proper policies
- Detailed web browsing log
- Complete web browsing analysis report
- Easy-to-read web browsing statistics
- Real-time alerts are notified to administrator upon any unauthorized access

Website Management Challenge

More and more employees spend their time in browsing websites which are unrelated to work during working hours. Many employees may think that office computers are their personal property and they could do whatever they want with the computers. Such behavior may decrease work productivity and increase the risk of the misuse of corporate resources.

IP-guard Solution

The Website Management module aims to control and monitor users' web browsing behavior. Based on collected detailed log, web statistics and complete analysis report, system administrators can have a better understanding of users' web browsing behavior. Such data could also be used as a reference for policy planning and management purposes; for instance, as an indication of which websites to be blocked or limited in order to increase work efficiency.



IP-guard controls the accessing rights of various websites such as entertainment websites, news websites and financial websites.

Web Access Control

Web Policy provides settings for administrators to effectively control users' access rights of websites. By setting appropriate web policies, administrators can easily control users' access rights of selected websites.

Web Browsing

Logging

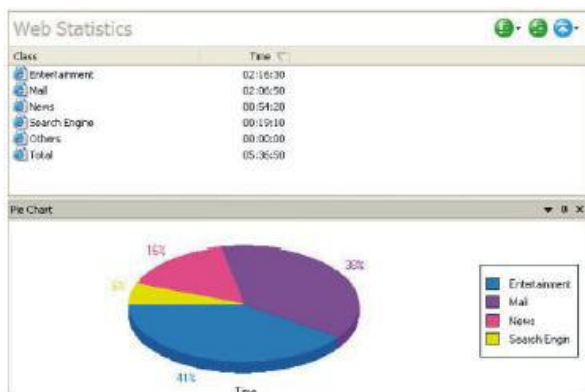
IP-guard records the websites which users have visited in detail.

The contents of Web Logs include browsing time, computer, user, caption and URL.

Web Log				
Time	Computer	User	Caption	URL
2009-01-20 10:20:51	MKT-TOMMY	Tommy	YouTube - Broadcast Yourself, - Micr...	http://www.youtube.co...
2009-01-20 10:19:28	MKT-TOMMY	Tommy	YouTube - Barack Obama on the Ina...	http://www.youtube.co...
2009-01-20 10:18:47	RD-JACKY	Jacky	Amazon.com: 18k White Gold Pear C...	http://www.amazon.co...
2009-01-20 10:18:17	RD-JACKY	Jacky	Amazon.com: Online Shopping for El...	http://www.amazon.com/
2009-01-20 10:17:15	RD-JACKY	Jacky	MSN.com - Microsoft Internet Explorer	http://www.msn.com/
2009-01-20 10:16:22	MKT-TOMMY	Tommy	YouTube - Step Forward - USAservic...	http://www.youtube.co...

Web Site Statistics

Web statistics offers statistics on what websites users have visited. The statistical data provide references for administrators to easily understand the web browsing behavior of users.



Gather web browsing statistics by category



Gather web browsing statistics by department

More Suggestions

Combining with Application Management function, IP-guard can effectively regulate employees' work behavior. For details, please refer to Application Management.

Available Modules for Your Selection

- Application Management
- Bandwidth Management
- Basic Management
- Device Management
- Document Management
- Email Management
- IM Management
- IT Asset Management
- Network Management
- Print Management
- Remote Maintenance
- Removable Storage Management
- Screen Monitoring
- Website Management



IP GUARD SA cc

Palazzo Tower West, MonteCasino, William Nicole Drive, Fourways, JHB

PO Box 59, Fourways, JHB 2098

Tel: 0861 747472

Fax: 0866 907442

[http:// www.ipguard.co.za](http://www.ipguard.co.za)